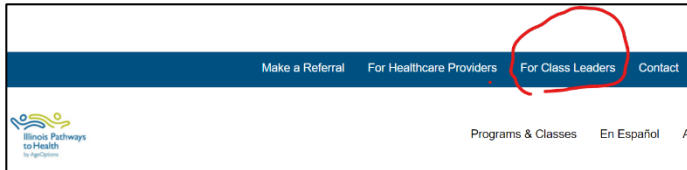


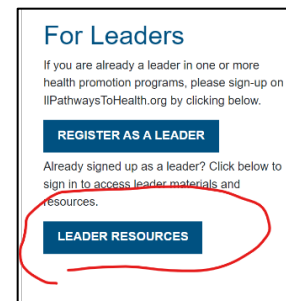
How to Access Workshop Materials for Leaders

Step 1:

- Access the IL Pathways to Health Website:
<https://illinoispathwaystohealth.org>
- Click on “For Class Leaders”

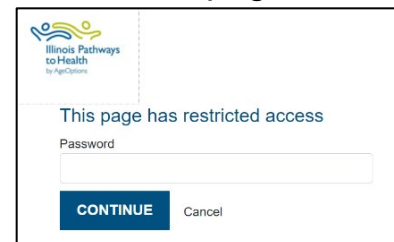


- Scroll down and click “Leader Resources” on the right-hand column



Step 2:

- A password protected page will pop up (Bookmark this page for faster access)
- Enter the following password: **leaders1!**



Step 3:

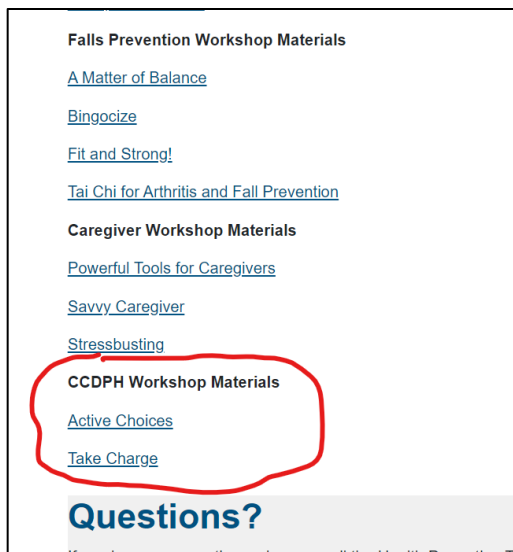
- You will be taken to the main leader resource page



- The left-hand side lists all programs. Click on the appropriate program to find material.

CCDPH Partners Only:

- There are specific participant pre and post surveys that are to be used by our CCDPH partners.
- Scroll down on the left-side of the main leader resource page until you see “CCDPH Workshop Materials”



- When searching for Take Charge (CDSME) materials:
 - You will need to use the participant pre and post surveys that listed for “CCDPH Partners Only.” Surveys are available in multiple languages.
 - Surveys are available in printable and fillable PDF format. There is also an option to send participants a link to an electronic survey. Contact The Health Promotion Team at AgeOptions to request a survey link for your workshop.

Forms for Participants

Participants can choose one of the following options when completing paperwork:

- Complete a paper form or fillable PDF
- Receive a link to complete an electronic form (through Microsoft Forms)
- Register for a participant portal on the IL Pathways website and complete forms directly in the portal

Note: If you choose to you use Microsoft Forms, the surveys are submitted directly to AgeOptions. AgeOptions will complete the data entry.

Session 1 Participant Registration Forms and Pre-Survey

Option 1:

- [Printable/Fillable Participant Registration Packet](#)
- [Printable/Fillable Participant Pre-Survey](#)

*CCDPH Partners- Use the following surveys: [English](#) - [Arabic](#) - [Gujarati](#) - [Hindi](#) - [Urdu](#)

Option 2:

- [Link to Electronic Participant Registration Packet and Pre-Survey](#)- Email us at info@ilpathwaystohealth.org to request a survey link

Option 3:

- [Participant Guide for ILPTH Portal](#)- Instructions that can be sent to participants for completing electronic forms on the ILPTH participant